



Decora

INSPIRED DESIGN

INDIVIDUALITY IS EVERYTHING.

Decorá

EXPRESS YOUR PERSONAL STYLE

Your home is the ultimate expression of your personal style. From subtle nuances to statement-making details, you've got a signature look that's all your own, and Decorá can bring it to life. We produce the very best in premium cabinetry for the kitchen, bath, home office and other rooms of your home. With roots established in one of the nation's earliest fine furniture building capitals, our heritage in craftsmanship runs deep. Our Midwestern sensibilities are apparent in the sturdiness of our construction and the exceptional quality of our finish. With a selection of door styles ranging from contemporary to traditional, an unparalleled palette of stains and custom paints, a large assortment of luxury storage solutions and a multitude of custom capabilities, you and your Decorá designer have all that's needed to dream up a design that embodies your unique style.



KITCHENS

On trend, yet timeless. Hard working, yet elegant. Accessible, authentic and all about you. Your kitchen should represent an open invitation to enjoy the moment. Whether savoring the calm while gathering your thoughts over a cup of coffee, or referencing a blog while doing prep work for your next gourmet gathering, your kitchen should be a place where you love to spend time. Choose Decorá, and create a space that embodies all you find beautiful and that functions easily in accordance with your natural work flow.



MARQUIS
Maple Interesting Aqua



MARQUIS
Maple Interesting Aqua



TOBI
Maple Fleeting Green



An energizing pastel, Fleeting Green has a slight green-blue tint that rings true with a bold presence. Light and airy enough to be used like a white, this cool, misty green is the subtle splash of color that refreshes. While Fleeting Green impresses on the outside, inside, organizational features work hard to keep home life humming along.



TOBI
Maple Fleeting Green



PLAZA
Cherry Cabana

PRESCOTT
Cherry Swift



Perhaps you want to cultivate more serenity in your home? Sidle up to Mother Nature and let inspiration flow from her. Her soothing, soulful wood grain is enhanced with Decora's pretty and peaceful semi-translucent finishes. Another calming influence is a niche, pantry or concealed area where a kitchen's messy work can take place. Designers laud these options for open concept living areas to reduce the amount of clutter that is visible, increasing the comfort and enjoyment of the living area.



PLAZA
Cherry Cabana

PRESCOTT
Cherry Swift



MARQUIS
Walnut Gunny

SLOAN
Maple Jet



Statement-making walnut marks the perfect balance between timeless and trendy. Definitive grain patterns pair perfectly with accents of black, punctuated by brushed brass—and that’s just on the outside! Looking inside proves that beauty really is more than skin deep—modern conveniences ensure that cabinetry interiors work hard for easier living.



MARQUIS
Walnut Gunny
SLOAN
Maple Jet



MARQUIS
Maple Sherwin-Williams® Seaworthy



Spin the color wheel for the hue that says YOU, while delighting in details that put the "fun" in functional. Decorá offers handy helpers designed to please, making sure that practicality leads an oh-so-beautiful presence.



MARQUIS
Maple Sherwin-Williams® Seaworthy



ROSLYN

Alder Cliff

PRESCOTT

Cherry Shadow



Beauty and function — find your balance with Decorá, and take your design up a notch by thinking inside the box. Every square inch offers an opportunity to enhance the larger environment by streamlining your work flow with thoughtful storage solutions. Hands free options go the extra mile for the ultimate in convenience — a hallmark of today's well-equipped kitchen.



ROSLYN
Alder Cliff

PRESCOTT
Cherry Shadow



PRESCOTT
Beaded Inset : Maple White



Beauty balanced with function is the ultimate luxury. Here, high functionality and sophisticated style are inseparable. With just enough detail to suggest refinement and gentle color accents, this kitchen and accompanying locker area represent style longevity. Thoughtful, customized storage features, built-in niches and generous moulding complement the inset style perfectly.



PRESCOTT
Beaded Inset : Maple White



MODESTO
Maple Agreeable Gray
Maple Naval



DALADIER

Maple Custom Color
Maple Sherwin-Williams® Mineral Deposit
Maple Sherwin-Williams® Garden Spot
Maple White

Courtesy of Better Homes and Gardens



DALADIER

Maple Custom Color
 Maple Sherwin-Williams® Mineral Deposit
 Maple Sherwin-Williams® Garden Spot
 Maple White

Courtesy of Better Homes and Gardens



The only rule? Create a look you'll love. With that thought as your guiding principle, throw convention to the side. Thinking of two cabinet colors in the kitchen? How about three? This space starts with the relatively neutral Sherwin-Williams® Mineral Deposit paint color and pairs it with timelessly appealing white. Splashes of green combined with tastefully playful fabric choices bring the space to life.



HOME OFFICES

No longer are home offices an afterthought. Now as essential as a kitchen and bath, your home office is an opportunity to elevate your work life. Inspire productivity and ensure comfort by tapping into the power of Decora Cabinetry, customized for your space, your working style and your preferences. This is power you never had in cubicleland. Choose a calm palette for focused work, an energizing palette to spark brainstorming, or a combination that favors your left brain/ right brain talents. Your Decora designer can assist in selecting organizational features that keep you on-task and ready to take on the day.



DELLA
Oak Iron Slate

HASKINS
Oak Iron Slate
Maple Fog
Maple Grays Harbor



For a home office that works as hard as you do, recruit simple but powerful organization aids from the kitchen. An appliance garage will conceal office supplies from ZOOM cohorts yet keep them within arm's reach. Your reading glasses, favorite pens and notepads will be safe and accessible in a cutlery divider. Finally, a great executive decision is dedicating a drawer to charging devices. All in a day's work!





ARTISAN
Maple Cobblestone
Maple Jet

BATHS & MORE

Consider creating stylish personal retreats and functional areas of purpose throughout your home with sophisticated, custom solutions from Decorá. Selecting the perfect door style, a beautiful finish, and crafting the right design is an integral step in assuring that every space contributes to your truly comfortable, organized, well-met home.



ARTISAN
Maple Mount Etna



Laundry becomes less of a chore when it's done in a room that has everything you want. Elevated appliances, check. Plenty of room to fold, check. A sink for soaking and easy clean-up, check-check. A well-appointed space turns drudgery into delight!



MODESTO
Maple Agreeable Gray

Decorá

DOOR STYLES, FINISHES & MORE

Though we proudly craft our cabinetry right here in Indiana, our style research and color trend analyses are gathered with a global perspective in mind. We offer a broad, beautiful palette of colors representing an entire spectrum of wood tones and glazes that echo trends from around the world. Mindful of your investment dollar, our style sights are set on the long term appeal, quality and performance that you desire. You'll love where Decorá will take you.



Classic Revival Corbel in Cherry Cliff Espresso

DOOR STYLES

FULL OVERLAY

Available In:
A Alder **O** Oak
C Cherry **Q** Quartersawn Oak
D MDF **R** Rustic Alder
M Maple **W** Walnut



Airedale
A C M O O R W



Altmann
A C M O O R W



Artisan*
A C M O O R W



Artisan*
 5-Piece Drawer Front Option
A C M O O R W



Atwater*
A C M O O R W



Atwater*
 Slab Drawer Front Option
A C M O O R W



Avignon*
C M



Avignon*
 Slab Drawer Front Option
C M



Braydon Manor
A C M O O R W



Cambridge*
A C M O O R W



Cambridge*
 Slab Drawer Front Option
A C M O O R W




Daladier
A C M O O R W



Daladier
 Slab Drawer Front Option
A C M O O R W



Davenport
C M W



Della
A C D M O O W



Galleria
A C M O O R W



Girard
A C M O O R W



Harmony*
A C M O O R W



Harmony*
 Slab Drawer Front Option
A C M O O R W



Haskins*
A C M O O R W



Haskins*
 Slab Drawer Front Option
A C M O O R W



Hawthorne
A C M O O R W



Hawthorne
 Slab Drawer Front Option
A C M O O R W



Huchenson*
A C M O O R W

When Maple Opaque or Painted finishes (Decorá Color Collection, Sherwin-Williams, Custom Color, or Brushed Technique) are specified, the center panels of the selected style may be constructed of Medium Density Fiberboard (MDF). MDF provides a smoother finish when painted, and is more resistant to warping, expansion, and contraction.

*Style available in multiple outside profiles.
 For an interactive door style and finish selection guide, visit decoracabinets.com/products

DOOR STYLES

FULL OVERLAY

Available In:
A Alder **O** Oak
C Cherry **Q** Quartersawn Oak
D MDF **R** Rustic Alder
M Maple **W** Walnut



Huchenson*
5-Piece Drawer Front Option
A C M O Q R W



Lexington*
C M W



Lexington*
5-Piece Drawer Front Option
C M W



Leyden
C M W



Marquis*
A C M O Q R W



Maxwell*
A C M O Q R W



Maxwell*
Slab Drawer Front Option
A C M O Q R W



Modesto
A C M O Q R W



Modesto
Slab Drawer Front Option
A C M O Q R W



Plaza*
A C M O Q R W



Plaza*
5-Piece Flat Drawer Front Option
A C M O Q R W



Plaza*
5-Piece Raised Drawer Front Option
A C M O Q R W



Prescott*
A C M O Q R W



Prescott*
Slab Drawer Front Option
A C M O Q R W



Roslyn*
A C M O Q R W



Roslyn*
5-Piece Drawer Front Option
A C M O Q R W



Savannah
C M



Simsbury*
A C M O Q R W



Sloan*
A C M O Q R W



Sloan*
5-Piece Drawer Front Option
A C M O Q R W



Tala*
A C M O Q R W



Tala*
Slab Drawer Front Option
A C M O Q R W



Tobi*
A C M O Q R W



Tobi*
Slab Drawer Front Option
A C M O Q R W

When Maple Opaque or Painted finishes (Decorá Color Collection, Sherwin-Williams, Custom Color, or Brushed Technique) are specified, the center panels of the selected style may be constructed of Medium Density Fiberboard (MDF). MDF provides a smoother finish when painted, and is more resistant to warping, expansion, and contraction.

*Style available in multiple outside profiles.
For an interactive door style and finish selection guide, visit decoracabinets.com/products

DOOR STYLES

FULL OVERLAY



Treyburn*
ACM008W



Treyburn*
Slab Drawer Front Option
ACM008W

3/4 OVERLAY



Kingston*
Wall Cabinet
ACM008W



Madison*
ACM008W



Verona*
Wall Cabinet
ACM008W



Willshire
ACM008W



Yardley*
ACM008W



Yardley*
Slab Drawer Front Option
ACM008W

DOOR PROFILES

STANDARD OPTIONS



Standard: 10



Standard: 12



Standard: 14



Standard: 17



Standard: 18



Standard: 27

INSET OPTIONS



Inset: 10



Inset: 12



Inset: 14



Inset: 17



Inset: 27

When Maple Opaque or Painted finishes (Decorá Color Collection, Sherwin-Williams, Custom Color, or Brushed Technique) are specified, the center panels of the selected style may be constructed of Medium Density Fiberboard (MDF). MDF provides a smoother finish when painted, and is more resistant to warping, expansion, and contraction.

*Style available in multiple outside profiles.
For an interactive door style and finish selection guide, visit decoracabinets.com/products

INSET DOOR STYLES

Available In:
A Alder **O** Oak
C Cherry **Q** Quartersawn Oak
D MDF **R** Rustic Alder
M Maple **W** Walnut


BEADED & NON-BEADED INSET*



Cambridge ◊+
A C M O O R W



Della
D



Harmony ◊
A C M O O R W



Harmony ◊
 Slab Drawer Front Option
A C M O O R W



Haskins ◊
A C M O O R W



Haskins ◊
 Slab Drawer Front Option
A C M O O R W



Hawthorne +
A C M O O R W



Huchenson ◊
A C M O O R W



Modesto +
A C M O O R W



Plaza ◊+
A C M O O R W



Prescott ◊
A C M O O R W



Prescott ◊
 Slab Drawer Front Option
A C M O O R W



Simsbury ◊
A C M O O R W



Treyburn ◊+
A C M O O R W



Yardley ◊
A C M O O R W

All doors shown in Chantille

- * Beaded (left door) & Non-beaded (right door)
- ◊ Style available in multiple outside profiles
- + Also available with 5-piece drawer front
- o Also available with slab drawer front

ALUMINUM FRAME DOORS

FRAME STYLES



AF002



AF003




AF004



AF005



AF006



AF007



AF0010



AF0011


FRAME FINISHES



Black



White



Oil Rubbed Bronze



Chrome



Natural Aluminum



Arctic Gold



Brushed Stainless Steel

STANDARD GLASS INSERTS



Satin Glass*



Reeded Glass



Clear Glass*



Smoked Grey Glass


METALLIC INSERTS



Natural Aluminum



Brushed Stainless Steel




Platinum Ice

LEATHER INSERTS



Grey Thunder Buffalo




Antique Brown Walrus



Coal Buffalo

BACK PAINTED GLASS INSERTS




White Gloss



Sand Gloss




Mocha Gloss




Bronze Gloss




Silver Gloss



Charcoal Gloss



Black Gloss



White Matte




Sand Matte



Mocha Matte




Bronze Matte



Silver Matte




Charcoal Matte




Black Matte


HIGH GLOSS PARAPAN® INSERTS



Alpine White



White



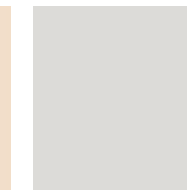
Opal White



Pale Ivory



Latte



Light Grey



Stone Grey



Cappucino



Mint



Kiwi



Turquoise



Cobalt Blue



Orange



Signal Red



Oxide Red



Bordeaux



Brown






Black

*Low iron option available.

Finish names represent the look of the finish and not the actual material substrate. Talk to your designer for details.

COLOR EVOLUTION

COLOR COLLECTION PAINTS*



*Available on Maple, MDF, Oak and Quartersawn Oak paints.



SHERWIN-WILLIAMS®

More than 2000 paint colors are available from the Sherwin-Williams® palette to enhance your Maple, MDF, Oak or Quartersawn Oak door. You are sure to find a color that is beyond ordinary! Add Black, Coffee, Espresso, Gunmetal, Pewter, Platinum or Twilight highlight. For subtle texture and maximum impact, consider Brushed Onyx, Brushed Pavestone and Brushed Saddle. Please see your designer for details and exclusions.



CUSTOM COLOR

Available on Maple, MDF, Oak and Quartersawn Oak door styles, Decorá offers the ultimate in flexibility with our Custom Color paint program. Regardless of your inspiration, we can match it! Choose to add Black, Coffee, Espresso, Gunmetal, Pewter, Platinum or Twilight highlight or layer Brushed Onyx, Brushed Pavestone or Brushed Saddle finish for maximum color interest. Please see your designer for details and exclusions.



STAIN FINISHES

ALDER & RUSTIC ALDER



Natural Wheatfield Pheasant Shetland Gunny Cliff Fog



Fennec Suede Mink Kindling Shadow Antelope Craggy Peak



Arlington Sepia Bombay Coyote Teaberry Sumatra

CHERRY



Natural Wheatfield Pheasant Suede Gunny Cliff Fog



Shetland Fennec Mink Kindling Antelope Shadow Craggy Peak



Arlington Sepia Bombay Coyote Teaberry Sumatra

GLAZES



Natural Coffee Wheatfield Espresso Arlington Espresso

HIGHLIGHTS*



Coffee Espresso

Highlights shown on Natural.
Available on Antelope, Arlington, Bombay, Cliff, Coyote, Craggy Peak, Fennec, Fog, Gunny, Kindling, Mink, Natural, Pheasant, Sepia, Shadow, Shetland, Suede, Sumatra, Teaberry and Wheatfield.

GLAZES



Natural Coffee Wheatfield Espresso Arlington Espresso

HIGHLIGHTS*



Coffee Espresso

Highlights shown on Natural.
Available on Antelope, Arlington, Bombay, Cliff, Coyote, Craggy Peak, Fennec, Fog, Gunny, Kindling, Mink, Natural, Pheasant, Sepia, Shadow, Shetland, Suede, Sumatra, Teaberry and Wheatfield.

SEMI-TRANSLUCENT FINISHES



Cabana Angora Mohair

SPECIALTY FINISHES



Bourbon Noir Amber Luminaire Rousseau Luminaire

SEMI-TRANSLUCENT FINISHES




Cabana Angora Mohair

SPECIALTY FINISHES



Bourbon Noir Amber Luminaire Rousseau Luminaire



Swift Iron Slate



Swift Iron Slate

*Not available on Marquis or Della

STAIN FINISHES


MAPLE



Natural Wheatfield Pheasant Suede Gunny Fog



Shetland Fennec Kindling Antelope Shadow Craggy Peak



Sepia Bombay Coyote Teaberry Sumatra

GLAZES



Natural
Coffee

HIGHLIGHTS*



Coffee Espresso


Highlights shown on Natural.
Available on Antelope, Bombay, Cobblestone, Coyote, Craggy Peak, Fennec, Fog, Gunny, Kindling, Natural, Pheasant, Sepia, Shadow, Shetland, Suede, Sumatra, Teaberry and Wheatfield.

SEMI-TRANSLUCENT FINISHES



Angora Turquoise Cobblestone

SPECIALTY FINISHES



Irish Crème Turquoise Rust Jet Ember* Weathered Jet*

OAK & QUARTERSAWN OAK



Natural Wheatfield Pheasant Gunny Cliff Fog



Suede Shetland Fennec Kindling Antelope Shadow



Sepia Bombay Craggy Peat Coyote Teaberry Sumatra

GLAZES



Arlington
Espresso

SEMI-TRANSLUCENT FINISHES



Cabana Angora Mohair

SPECIALTY FINISHES



Irish Crème Bourbon Noir Turquoise Rust



Swift Iron Slate Turquoise

STAIN FINISHES

WALNUT



Natural Pheasant Shetland Wheatfield Gunny Fog Cliff



Suede Fennec Mink Kindling Antelope Craggy Peak Shadow



Arlington Coyote Sepia Bombay Teaberry Sumatra

GLAZES



Natural Coffee Wheatfield Espresso Arlington Espresso

SEMI-TRANSLUCENT FINISHES



Cabana Angora Mohair



Swift Iron Slate Cobblestone

HIGHLIGHTS*



Coffee Espresso

Highlights shown on Natural.

Available on Antelope, Arlington, Bombay, Cliff, Cobblestone, Coyote, Craggy Peak, Fennec, Fog, Gunny, Kindling, Mink, Natural, Pheasant, Sepia, Shadow, Shetland, Suede, Sumatra, Teaberry and Wheatfield.

SPECIALTY FINISHES



Irish Crème Bourbon Noir Amber Luminaire Rousseau Luminaire

SHEEN OPTIONS

A choice in sheen can significantly alter the appearance of a door, especially those finished with medium to dark paints and stains where matte finishes are more noticeable. We have paired a Standard Sheen (top) with our Matte Sheen (bottom) on this Modesto Cherry Mink door to illustrate the difference. Matte Sheen is available on all paints and stains - talk to your designer about the possibilities.



Standard Sheen v. Matte Sheen

SPECKLING

Speckling is an artistic technique consisting of random spattering of small, black spots, that vary slightly in size. Expect these spots to be clustered or spread out across the surface of the product. The intentionally random application lends a sense of age and depth to the finish, resulting in a truly authentic, furniture-like aesthetic.

Available stains include: Amber Luminaire, Angora, Antelope, Arlington, Arlington Espresso, Bombay, Cabana, Cliff, Cobblestone, Coyote, Craggy Peak, Fennec, Fog, Gunny, Kindling, Mink, Mohair, Natural, Natural Coffee, Pheasant, Rousseau Luminaire, Sepia, Shadow, Shetland, Suede, Sumatra, Swift, Teaberry, Wheatfield, and Wheatfield Espresso. Not available with Reserve, Reserve Plus, Vintage, Vintage Plus, or Brushed Finishes.




Maple Antelope and Kindling Speckling

FINISHING TECHNIQUES

HIGHLIGHTING OPTIONS FOR PAINTS

Gunmetal, Pewter, Twilight, Coffee, Espresso, and Platinum Highlights are available on all Maple and MDF Painted product. Black Highlight is available on all Maple and MDF Painted product with the exception of Jet. Please see designer for details and exclusions

When Maple Painted finishes (Decorá Color Collection, Sherwin-Williams, Custom Color, or Brushed Technique) are specified, the center panels of the selected style may be constructed of Medium Density Fiberboard (MDF). MDF provides a smoother finish when painted, and is more resistant to warping, expansion, and contraction. Highlighting not available on Marquis or Della door styles.




Maple Chantille with Black Highlight and Maple Chantille with Pewter Highlight

BRUSHED FINISHES

Brushed Onyx, Brushed Pavestone, and Brushed Saddle: three hand-applied, luxuriously translucent finishes to layer over any Maple or MDF paint. Choose to pair them with paints in our Color Collection, the entire Sherwin-Williams palette, or any custom color under the sun, for a completely personalized look that accentuates the fine craftsmanship found in every Decorá cabinet.

Glazed and brushed examples are shown on Chantille. Brushed finishes are not available with highlighting.



Brushed Onyx

HIGHLIGHTING OPTIONS FOR STAINS

Coffee and Espresso Highlights are applied by hand to a wide variety of stains and wood types, bringing focus to the door and drawer profile details. See your designer for style, wood type and finish availability.



Maple Suede with Espresso Highlight

CERUSE FINISHES

Adding depth and dimension to Oak, Quartersawn Oak and Walnut, Ceruse finishes are available in two colorways. Fresco, a gray wash, and Relic, a black wash, are available on Cliff, Gunny and Kindling stains. Ceruse finishes feature a matte sheen, similar to furniture styling.




Quartersawn Oak Gunny Fresco, Gunny Relic, Cliff Fresco and Kindling Relic

AGING TECHNIQUES

RESERVE

This light distressing technique features random worm holes, tiny dents and light signs of wear to mimic the appearance of imperfections similar to those found on antiques.



Not available with Brushed Finish, Speckling, or Vintage Plus techniques. Not available on Della door style.

Alder Mohair Reseve and Maple Jet Reserve

VINTAGE

This subtle technique mimics finish wear that naturally develops over time, and features a continuous but light sand-through along the sharp profiles to highlight the distinctive details of each door and drawer front. Sand-through may vary in thickness around the perimeter of a single door and throughout the kitchen.




Not available on Unfinished, Natural, Natural Coffee Highlight, Natural Espresso Highlight, Irish Crème, Jet Ember, Turquoise Rust, or Weathered Jet. Not available with the Brushed Finish, Speckling, or Reserve Plus techniques. Not available on Della door style.

Alder Mohair Vintage and Maple Jet Vintage

RESERVE PLUS

This more aggressive technique includes random rasped corners and edges, worm holes, mars, splits, gouges, small dings and dents for an authentically worn look.



Not available with Brushed Finish, Speckling, or Vintage techniques. Not available on Della door style.

Alder Mohair Reseve Plus and Maple Jet Reserve Plus

VINTAGE PLUS

This more aggressive technique features burnished sand-through on corners and raised profiles along with sanding on sharp profiles to expose underlying wood for all species and colors in the Decorá line. Unlike Vintage, Vintage Plus is a RANDOM sand-through technique varying the number of corners and raised profiles receiving burnished sand-through and the sanding of sharp profiles. As with normal aging, the worn edges will vary within individual doors and throughout the entire room.



Not available on Unfinished, Natural, Natural Coffee Highlight, Natural Espresso Highlight, Irish Crème, Jet Ember, Turquoise Rust, or Weathered Jet. Not available with the Brushed Finish, Speckling, or Reserve techniques. Not available on Della door style.

Alder Mohair Vintage Plus and Maple Jet Vintage Plus



To see more door styles and finishes, visit decoracabinets.com/products

Styles, product availability and construction may vary slightly from those shown in this book due to material availability and/or design evolution. Specifications are subject to change without notice. Customer service is available if your design requires verification of product availability and specifications.

Please note that paints featuring the same color name as your cabinetry are not guaranteed to be an exact color match. When seeking to match the color of your Decorá Cabinetry, take a cabinet door to your nearest Sherwin-Williams paint store to be color matched to reduce the likelihood of color variation. Exact color matching is not guaranteed, and MasterBrand Cabinets is not responsible for color discrepancies.

Product photography and illustrations have been reproduced as accurately as printing technologies permit. To ensure highest satisfaction, we strongly recommend you view an actual sample for best color, wood grain and finish representation.

Decorá® has a Limited Lifetime Warranty.

For terms and conditions, please visit: decoracabinets.com/warranty

Front cover image: Plaza Cherry Cabana and Prescott Cherry Swift
Back cover image: Della Oak Iron Slate and Haskins Oak Iron Slate, Maple Fog, and Maple Grays Harbor



decoracabinets.com

#DecoraCabinets

© 2021 MasterBrand Cabinets, Inc. All rights reserved.

05COMPLETE11
2020-06/CNV/12.6M