



DEFINING YOUR
authentic style

Decora[®]

DOOR & FINISH GUIDE

A photograph of a modern kitchen with white cabinetry, a mosaic tile backsplash, and a white range hood. A window looks out onto a residential neighborhood. A pendant light hangs over a kitchen island. The brand name 'Decorá' is written in a white script font in the top left corner.

Decorá[®]

TAKE
personalization
TO THE LIMIT

You've contemplated this investment, and now you're ready for a personalized space that reflects your taste and lifestyle; a unique place where beauty balances intelligent design. It's with this in mind that Decorá offers one of the most extensive arrays of door styles, embellishments and finishes available.



While our Midwest sensibilities come through in the sturdiness of our construction and the unparalleled quality of our cabinetry, our finish palettes span the globe with broad, beautiful colors representing an entire spectrum of wood tones, glazes and brushed finishes. Our comprehensive paint program offers 30 preselected, fail-safe choices, 2000+ Sherwin-Williams® paints, and in our quest to maximize personalization, a custom color program.

Mindful of your investment dollar, Decorá is not about fads or flash-in-the-pan trends. Our style sights are set on the long term appeal, quality and performance that your discriminating taste prefers.

daladier : maple crushed ice and quartersawn oak angora reserve

door styles




AIREDALE
A C M O O R W



ALTMANN
A C M O O R W



ARTISAN*
A C M O O R W



ARTISAN*
5-PIECE DRAWER FRONT OPTION
A C M O O R W



ATWATER*
A C M O O R W



CAMBRIDGE*
SLAB DRAWER FRONT OPTION
A C M O O R W




DALADIER
A C M O O R W



DALADIER
SLAB DRAWER FRONT OPTION
A C M O O R W



DAVENPORT
C M W



DELLA
A C D M O O W

*Style available in multiple outside profiles.

For an interactive door style and finish selection guide, visit decoracabinets.com/products

AVAILABLE IN:


- A** alder
- C** cherry
- D** mdf
- M** maple
- O** oak
- Q** quartersawn oak
- R** rustic alder
- W** walnut



ATWATER*
SLAB DRAWER FRONT OPTION
A C M O Q R W



AVIGNON*
C M



AVIGNON*
SLAB DRAWER FRONT OPTION
C M



BRAYDON MANOR
A C M O Q R W



CAMBRIDGE*
A C M O Q R W




GALLERIA
A C M O Q R



GIRARD
A C M O Q R W



HARMONY*
A C M O Q R W



HARMONY*
SLAB DRAWER FRONT OPTION
A C M O Q R W



HASKINS*
A C M O Q R W

When Maple Opaque or Painted finishes (Decorá Color Collection, Sherwin-Williams, Custom Color, or Brushed Technique) are specified, the center panels of the selected style may be constructed of Medium Density Fiberboard (MDF). MDF provides a smoother finish when painted, and is more resistant to warping, expansion, and contraction.

door styles




HASKINS*
SLAB DRAWER FRONT OPTION
A C M O Q R W



HAWTHORNE
A C M O Q R W



HAWTHORNE
SLAB DRAWER FRONT OPTION
A C M O Q R W



HUCHENSON*
A C M O Q R W



HUCHENSON*
5-PIECE DRAWER FRONT OPTION
A C M O Q R W



MARQUIS*
A C M O Q R W



MAXWELL*
A C M O Q R W



MAXWELL*
SLAB DRAWER FRONT OPTION
A C M O Q R W



MODESTO
A C M O Q R W



MODESTO
SLAB DRAWER FRONT OPTION
A C M O Q R W

*Style available in multiple outside profiles.

For an interactive door style and finish selection guide, visit decoracabinets.com/products

AVAILABLE IN:

- A** alder
- C** cherry
- D** mdf
- M** maple
- O** oak
- Q** quartersawn oak
- R** rustic alder
- W** walnut



KINGSTON*
WALL CABINET
A C M O Q R W



LEXINGTON*
C M W



LEXINGTON*
5-PIECE DRAWER FRONT OPTION
C M W




LEYDEN
C M W




MADISON*
A C M O Q R W




PLAZA*
A C M O Q R W



PLAZA*
5-PIECE FLAT DRAWER
FRONT OPTION
A C M O Q R W



PLAZA*
5-PIECE RAISED DRAWER
FRONT OPTION
A C M O Q R W



PRESCOTT*
A C M O Q R



PRESCOTT*
SLAB DRAWER FRONT OPTION
A C M O Q R

door styles




ROSLYN*
ACMOQRW



ROSLYN*
5-PIECE DRAWER FRONT OPTION
ACMOQRW



SAVANNAH
CM



SIMSBURY*
ACMOQRW



SLOAN*
ACMOQRW




TOULAN*
ACMOQRW



TREYBURN*
ACMOQRW



TREYBURN*
SLAB DRAWER FRONT OPTION
ACMOQRW



VERONA*
WALL CABINET
ACMOQRW



WILLSHIRE
ACMOQRW

*Style available in multiple outside profiles.

For an interactive door style and finish selection guide, visit decoracabinets.com/products

AVAILABLE IN:

- Ⓐ alder
- Ⓒ cherry
- Ⓓ mdf
- Ⓜ maple
- Ⓞ oak
- Ⓠ quartersawn oak
- Ⓡ rustic alder
- Ⓦ walnut




SLOAN*
5-PIECE DRAWER FRONT OPTION
Ⓐ Ⓒ Ⓜ Ⓞ Ⓡ Ⓦ




TALA*
Ⓐ Ⓒ Ⓜ Ⓞ Ⓡ Ⓦ



TALA*
SLAB DRAWER FRONT OPTION
Ⓐ Ⓒ Ⓜ Ⓞ Ⓡ Ⓦ



TOBI*
Ⓐ Ⓒ Ⓜ Ⓞ Ⓡ Ⓦ



TOBI*
SLAB DRAWER FRONT OPTION
Ⓐ Ⓒ Ⓜ Ⓞ Ⓡ Ⓦ



YARDLEY*
Ⓐ Ⓒ Ⓜ Ⓞ Ⓡ Ⓦ



YARDLEY*
SLAB DRAWER FRONT OPTION
Ⓐ Ⓒ Ⓜ Ⓞ Ⓡ Ⓦ

inset door styles

BEADED & NON-BEADED INSET*



CAMBRIDGE⁺⁺
ACMOQR



DELLA
D



HARMONY⁺
ACMOQRW



HAWTHORNE⁺
ACMOQRW



HUCHENSON⁺
ACMOQRW



MODESTO⁺
ACMOQRW



SIMSBURY⁺
ACMOQRW




TREBURN⁺⁺
ACMOQRW



YARDLEY⁺⁺
ACMOQRW

AVAILABLE IN:

- A** alder
- C** cherry
- D** mdf
- M** maple
- O** oak
- Q** quartersawn oak
- R** rustic alder
- W** walnut



HARMONY [^]
SLAB DRAWER FRONT OPTION

A C M O Q R W



HASKINS [^]

A C M O Q R W



HASKINS [^]
SLAB DRAWER FRONT OPTION

A C M O Q R W



PLAZA ^{^ +}

A C M O Q R W



PRESCOTT [^]

A C M O Q R W



PRESCOTT [^]
SLAB DRAWER FRONT OPTION

A C M O Q R W

^{*}Beaded (left door) & Non-beaded (right door)

[^]Style available in multiple outside profiles

⁺Also available with 5-piece drawer front

[°]Also available with slab drawer front

For an interactive door style and finish selection guide, visit decoracabinets.com/products

All doors shown in Chantille

door profiles

STANDARD PROFILE OPTIONS



profile : 10

12

14

17

18

27

Taking personalization one step further, we offer a variety of shapes for the outside edge of your cabinet door. Talk to your designer to learn how a profile can completely change the look of your door style selection.

INSET PROFILE OPTIONS



10

12

14

17

27

aluminum frame door options

PROFILE STYLES




INSERT OPTIONS

STANDARD



satin glass*



reeded glass




clear glass*




smoked grey glass


METALLIC FINISH



natural aluminum




brushed stainless steel




platinum ice


BACKPAINTED GLASS




white gloss




white matte




sand gloss



sand matte




mocha gloss




mocha matte



bronze gloss



bronze matte



silver gloss




silver matte



charcoal gloss



charcoal matte



black gloss



black matte

Finish names represent the look of the finish and not the actual material substrate. Talk to your designer for details.

*Low iron option available.

PROFILE FINISHES



black



white



oil rubbed bronze



chrome



natural aluminum



arctic gold



brushed stainless steel

LEATHER



antique brown walrus



coal buffalo



grey thunder buffalo

HIGH GLOSS PARAPAN®



alpine white




white



opal white



latte



light grey



stone grey




cappuccino




pale ivory



brown



oxide red



signal red



bordeaux



cobalt blue



turquoise



kiwi



orange



mint




black

COLOR *evolution:* PAINT COLOR COLLECTION

MAPLE, MDF, OAK AND QUARTERSAWN OAK PAINTS



white




extra white



crushed ice



confection



mindful gray




westhighland white




agreeable gray



chantille




jasmine




analytical gray



sea salt




escape




coastal plain



dried thyme




true taupe




north star




silvermist




creekstone




retreat




sweet pea



interesting aqua




stamped concrete




peppercorn




foxhall green




black fox




distance




naval



mount etna



cascades



jet


COLOR

evolution:

SHERWIN-WILLIAMS® AND CUSTOM PAINT COLOR


SHERWIN-WILLIAMS®

With more than 2000 paint colors available from the Sherwin-Williams® color palette to enhance your Maple, MDF, Oak or Quartersawn Oak door style, you'll be sure to find a color that is beyond ordinary. Add Black, Coffee, Espresso, Gunmetal, Pewter, Platinum or Twilight highlight, or layer Brushed Onyx, Brushed Pavestone or Brushed Saddle finish for true artistic interpretation. Please see your designer for details and exclusions.



custom color

Available on Maple, MDF, Oak and Quartersawn Oak door styles, Decorá offers the ultimate in flexibility with our Custom Color paint program. Regardless of your inspiration, we can match it! Choose to add Black, Coffee, Espresso, Gunmetal, Pewter, Platinum or Twilight highlight or layer Brushed Onyx, Brushed Pavestone or Brushed Saddle finish for maximum color interest. Please see your designer for details and exclusions.




finishes

ALDER & RUSTIC ALDER


STAINS




natural




pheasant




shetland




gunny




fog




cliff




wheatfield




fennec




suede




mink



kindling




coyote




shadow




arlington



sepia




bombay




tannery



antelope




sumatra



teaberry


GLAZES




sienna coffee




natural coffee



coriander coffee



wheatfield espresso




arlington espresso

HIGHLIGHTS*



coffee




espresso

Highlights shown on Natural.

Available on Antelope, Arlington, Bombay, Cliff, Coyote, Fennec, Fog, Gunny, Kindling, Mink, Natural, Pheasant, Sepia, Shadow, Shetland, Suede, Sumatra, Tannery, Teaberry and Wheatfield.

SPECIALTY FINISHES



bourbon noir



amber luminaire




rousseau luminaire


SEMI-TRANSLUCENT FINISHES



cabana



angora



mohair

*Not available on Marquis or Della

Finish can be defined as a traditional wood stain with or without a glaze or highlight, more colorful semi-translucent stain and glaze combination or paints with or without highlights. When layered over various wood types, the color variety is broad and chock full of possibility. Talk with your Decorá designer to understand how wood grain affects color, and peruse our pages and website for color inspiration.

C H E R R Y

STAINS



GLAZES

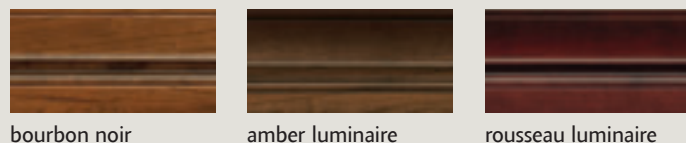


HIGHLIGHTS*




Highlights shown on Natural.
Available on Antelope, Arlington, Bombay, Cliff, Coyote, Fennec, Fog, Gunny, Kindling, Mink, Natural, Pheasant, Sepia, Shadow, Shetland, Suede, Sumatra, Tannery, Teaberry and Wheatfield.

SPECIALTY FINISHES



SEMI-TRANSLUCENT FINISHES



finishes

MAPLE

STAINS




natural




wheatfield




pheasant




suede




gunny



fog



shetland



fennec




kindling




antelope




shadow




coyote




sepia




tannery



bombay




teaberry




sumatra

GLAZES




coriander coffee




natural coffee

HIGHLIGHTS*



natural coffee




natural espresso

Highlights shown on Natural.

Available on Antelope, Bombay, Cobblestone, Coyote, Fennec, Fog, Gunny, Kindling, Natural, Pheasant, Sepia, Shadow, Shetland, Suede, Sumatra, Tannery, Teaberry and Wheatfield.

SEMI-TRANSLUCENT FINISHES



angora




turquoise



cobblestone


SPECIALTY FINISHES



irish crème



turquoise rust



jet ember*



weathered jet*

*Not available on Marquis or Della

OAK & QUARTERSAWN OAK

STAINS




natural




wheatfield




pheasant




gunny




fog




cliff




suede



shetland




fennec




kindling




antelope




shadow




sepia




tannery




bombay



coyote



sumatra




teaberry

GLAZES



coriander coffee




arlington espresso


SEMI-TRANSLUCENT FINISHES



cabana



angora




mohair




turquoise


SPECIALTY FINISHES



irish crème



bourbon noir



turquoise rust

finishes

WALNUT


STAINS




natural




pheasant




shetland




fog




cliff




gunny




wheatfield




fennec




suede




mink




kindling




coyote



shadow



arlington




sepia




bombay



tannery



sumatra




teaberry




antelope

new


GLAZES




sienna coffee




natural coffee




coriander coffee



wheatfield espresso




arlington espresso




coriander espresso

HIGHLIGHTS*



coffee



espresso


Highlights shown on Natural.

Available on Antelope, Arlington, Bombay, Cliff, Cobblestone, Coyote, Fennec, Fog, Gunny, Kindling, Mink, Natural, Pheasant, Sepia, Shadow, Shetland, Suede, Sumatra, Tannery, Teaberry and Wheatfield.


SEMI-TRANSLUCENT FINISHES




cabana



angora



mohair




cobblestone


new

new


SPECIALTY FINISHES



irish crème



bourbon noir



amber luminaire



rousseau luminaire

*Not available on Marquis or Della



SHEEN OPTIONS

A choice in sheen can significantly alter the appearance of a door, especially those finished with medium to dark paints and stains where matte finishes are more noticeable. We have paired a Standard Sheen (top) with our Matte Sheen (bottom) on this Modesto Cherry Mink door to illustrate the difference. Matte Sheen is available on all paints and stains - talk to your designer about the possibilities.




Standard Sheen v. Matte Sheen




CERUSE FINISHES


Adding depth and dimension to Oak, Quartersawn Oak and Walnut, Ceruse finishes are available in two colorways. Fresco - a gray wash, and Relic - a black wash, are available on Cliff, Gunny and Kindling stains. Ceruse finishes feature a matte sheen, similar to furniture styling.




cliff fresco




gunny fresco




kindling fresco



cliff relic



gunny relic



kindling relic


finish techniques



harmony : maple pavilion beige
(Sherwin-Williams color)
with espresso glaze

HIGHLIGHTING OPTIONS FOR PAINTS

Gunmetal, Pewter, Twilight, Coffee, Espresso, and Platinum Highlights are available on all Maple Painted product. Black Highlight is available on all Maple Painted product with the exception of Jet.



**When Maple Painted finishes (Decorá Color Collection, Sherwin-Williams, Custom Color, or Brushed Technique) are specified, the center panels of the selected style may be constructed of Medium Density Fiberboard (MDF). MDF provides a smoother finish when painted, and is more resistant to warping, expansion, and contraction. Highlighting not available on Marquis or Della door styles.*



BRUSHED FINISHES

Brushed Onyx, Brushed Pavestone, and Brushed Saddle: three hand-applied, luxuriously translucent finishes to layer over any Maple or MDF paint. Choose to pair them with paints in our Color Collection, the entire Sherwin-Williams palette, or any custom color under the sun, for a completely personalized look that accentuates the fine craftsmanship found in every Decorá cabinet.




Glazed and brushed examples are shown on Chantille. Brushed finishes are not available with highlighting.



HIGHLIGHTING OPTIONS FOR STAINS

Coffee and Espresso Highlights are applied by hand to a wide variety of stains and wood types, bringing focus to the door and drawer profile details. See your designer for style, wood type and finish availability.



coffee



espresso



SPECKLING TECHNIQUE

Speckling is an artistic technique consisting of random spattering of small, black spots, that vary slightly in size. Expect these spots to be clustered or spread out across the surface of the product. The intentionally random application lends a sense of age and depth to the finish, resulting in a truly authentic, furniture-like aesthetic.

Available stains include: Amber Luminaire, Angora, Antelope, Arlington, Arlington Espresso, Bombay, Cabana, Cliff, Cobblestone, Coriander Coffee, Coriander Espresso, Coyote, Fennec, Fog, Gunny, Kindling, Mink, Mohair, Natural, Natural Coffee, Pheasant, Rousseau Luminaire, Sepia, Shadow, Shetland, Sienna Coffee, Suede, Sumatra, Tannery, Teaberry, Wheatfield, and Wheatfield Espresso.


aging techniques




RESERVE

This light distressing technique features random worm holes, tiny dents and light signs of wear to mimic the appearance of imperfections similar to those found on antiques.

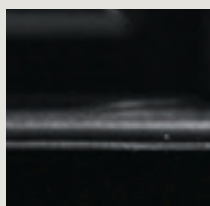
Shown on painted finish



wormholes




dents




wear


Shown on stained finish



wormholes



dents




wear




RESERVE PLUS

This more aggressive technique includes random rasped corners and edges, worm holes, mars, splits, gouges, small dings and dents for an authentically worn look.


Shown on painted finish



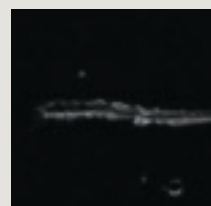
wormholes



dents




rasping



gouge


Shown on stained finish




wormholes



dents



rasping



gouge


Not available with brushed finish technique or Della door style.



VINTAGE

This subtle technique mimics finish wear that naturally develops over time, and features a continuous but light sand-through along the sharp profiles to highlight the distinctive details of each door and drawer front. Sand-through may vary in thickness around the perimeter of a single door and throughout the kitchen.

Shown on painted finish



light sand-through

Shown on stained finish




light sand-through



VINTAGE PLUS

This more aggressive technique features burnished sand-through on corners and raised profiles along with sanding on sharp profiles to expose underlying wood for all species and colors in the Decorá line. Unlike Vintage, Vintage Plus is a RANDOM sand-through technique varying the number of corners and raised profiles receiving burnished sand-through and the sanding of sharp profiles. As with normal aging, the worn edges will vary within individual doors and throughout the entire room.

Shown on painted finish



aggressive sand-through

Shown on stained finish

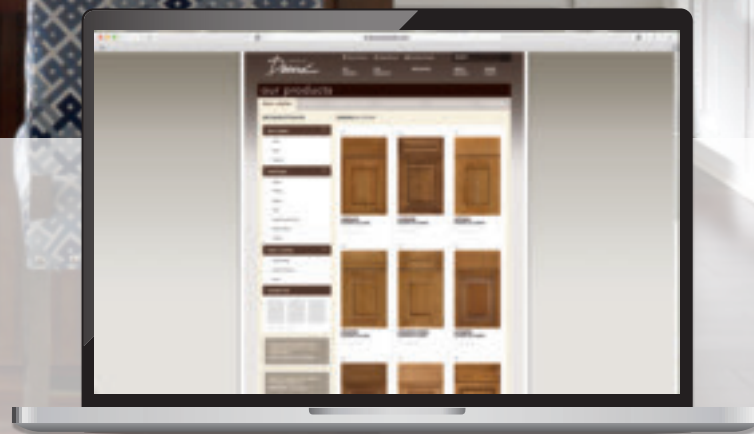


aggressive sand-through

Not available on Unfinished, Natural, Natural Coffee Highlight, Natural Espresso Highlight, Irish Crème, Jet Ember, Turquoise Rust, or Weathered Jet. Not available with the brushed finish technique. Not available on Della door style.



To see more door styles and finishes, visit decoracabinets.com/products



Styles, product availability and construction may vary slightly from those shown in this book due to material availability and/or design evolution. Specifications are subject to change without notice. Customer service is available if your design requires verification of product availability and specifications.

Please note that paints featuring the same color name as your cabinetry are not guaranteed to be an exact color match. When seeking to match the color of your Decorá Cabinetry, take a cabinet door to your nearest Sherwin-Williams paint store to be color matched to reduce the likelihood of color variation. Exact color matching is not guaranteed, and MasterBrand Cabinets is not responsible for color discrepancies.

Product photography and illustrations have been reproduced as accurately as printing technologies permit. To ensure highest satisfaction, we strongly recommend you view an actual sample for best color, wood grain and finish representation.

Decorá has a Limited Lifetime Warranty.

For terms and conditions, please visit: decoracabinets.com/warranty

Front cover image: Marquis Walnut Gunny Stain and Sloan Maple Jet Paint

Back cover image: Huchenson Maple White Paint and Bombay Stain



decoracabinets.com
#Decoracabinets
© 2020 MasterBrand Cabinets, Inc. All rights reserved.